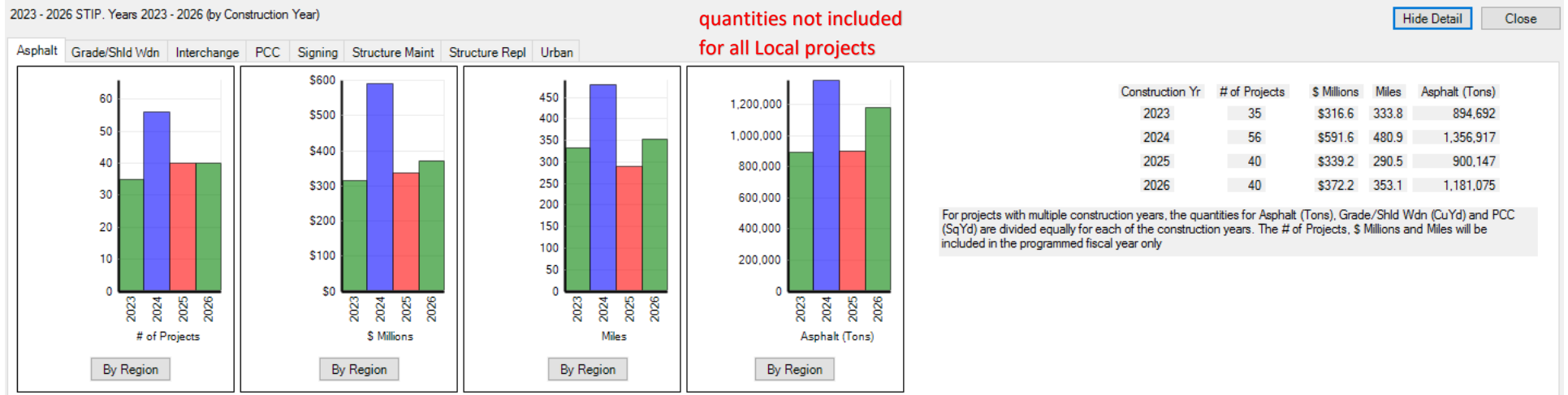


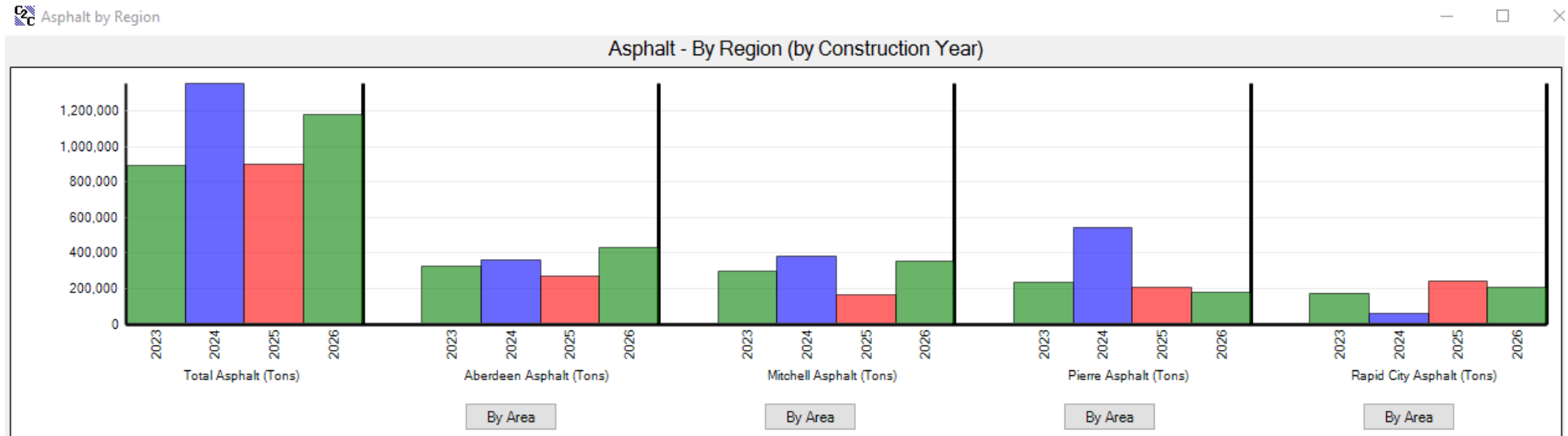
2023-2026 STIP Dashboard

(by Construction Year – includes FY2022 projects to be Constructed in 2023)

Asphalt Concrete – Statewide Forecasted Estimate



Asphalt Concrete – Forecasted Estimate by Region (Tons)



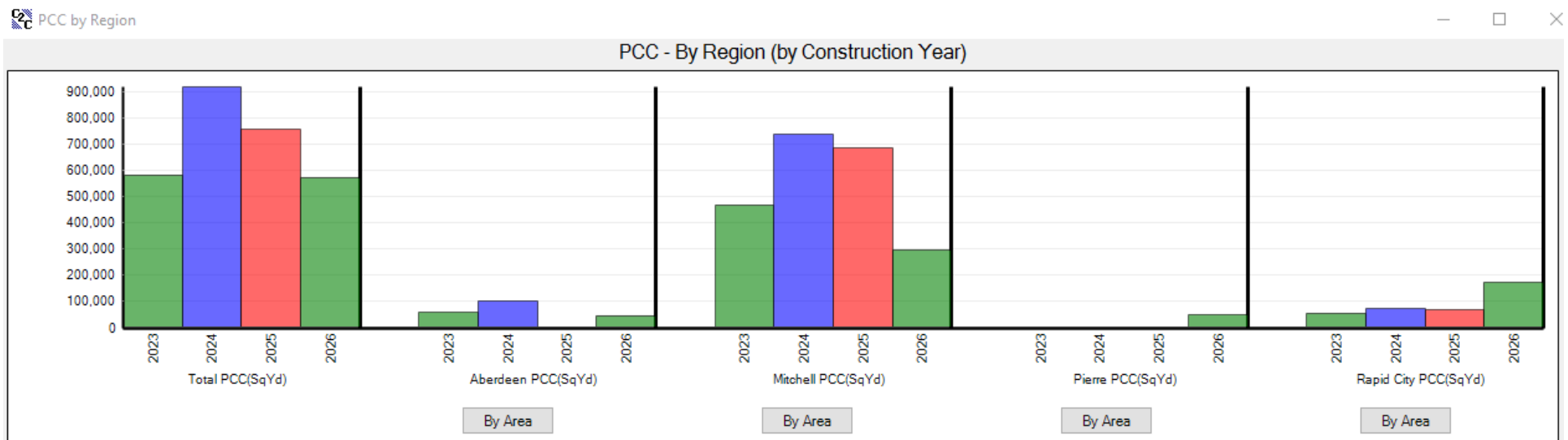
2023-2026 STIP Dashboard

(by Construction Year – includes FY2022 projects to be Constructed in 2023)

PCC Surfacing – Statewide Forecasted Estimate



PCC Surfacing – Forecasted Estimate by Region (Sq.Yd.)



2023-2026 STIP Dashboard

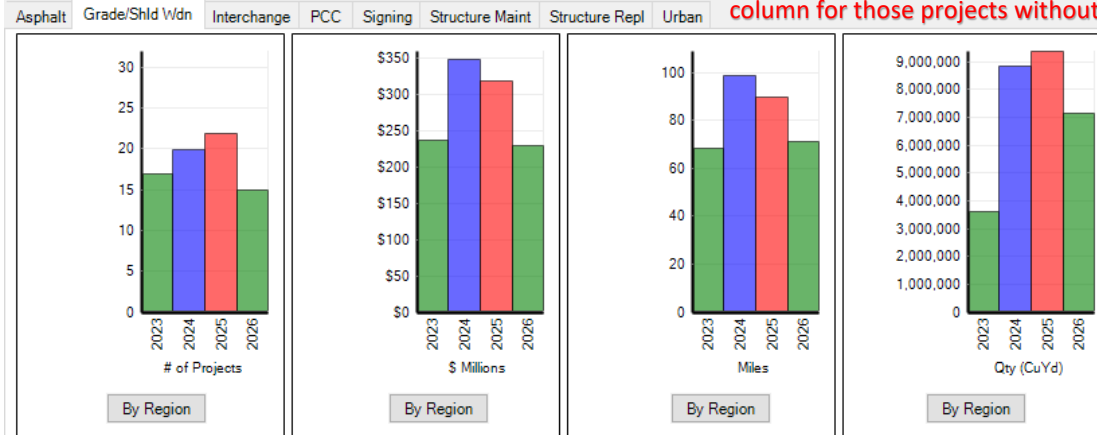
(by Construction Year – includes FY2022 projects to be Constructed in 2023)

Grading and Shoulder Widening – Statewide Forecasted Estimate

2023 - 2026 STIP. Years 2023 - 2026 (by Construction Year)

Efforts continue to include earthwork quantities. Refer to spreadsheet in the Qty (CuYd) column for those projects without quantities (e.g. 2022 projects, Local projects).

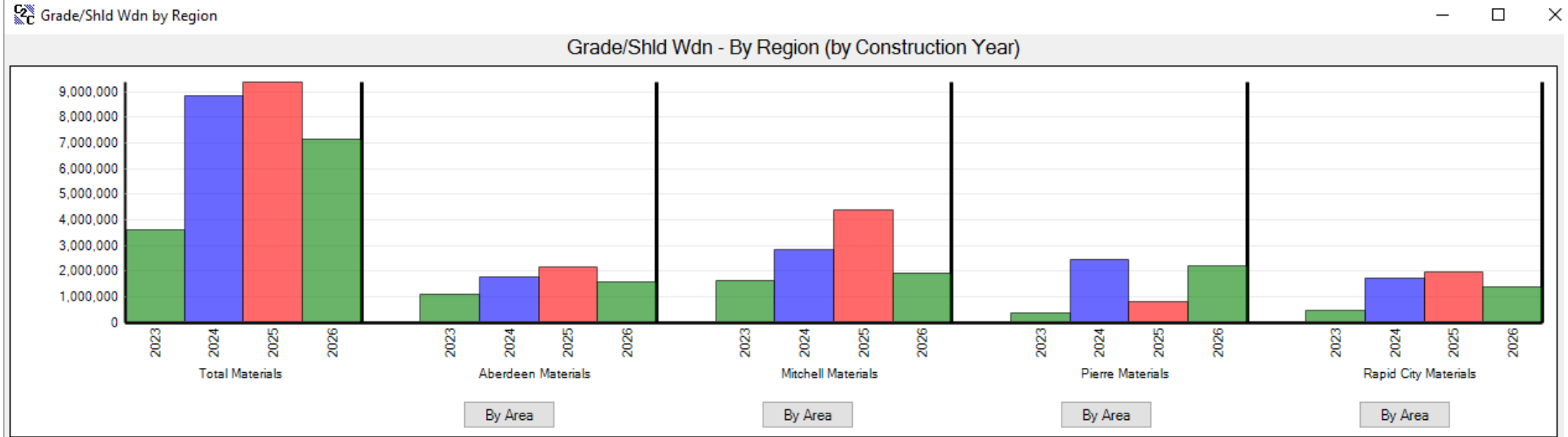
Hide Detail Close



Construction Yr	# of Projects	\$ Millions	Miles	Qty (CuYd)
2023	17	\$237.9	68.6	3,621,962
2024	20	\$350.7	98.7	8,853,321
2025	22	\$319.6	90.1	9,387,754
2026	15	\$231.1	71.1	7,166,814

For projects with multiple construction years, the quantities for Asphalt (Tons), Grade/Shld Wdn (CuYd) and PCC (SqYd) are divided equally for each of the construction years. The # of Projects, \$ Millions and Miles will be included in the programmed fiscal year only

Grading and Shoulder Widening – Forecasted Estimate by Region (Cu. Yd.)



2023-2026 STIP Dashboard

(by Construction Year – includes FY2022 projects to be Constructed in 2023)

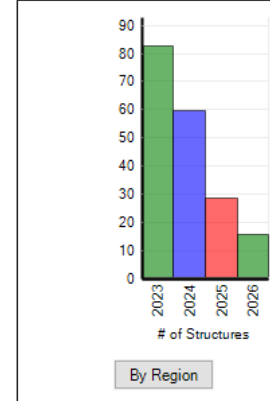
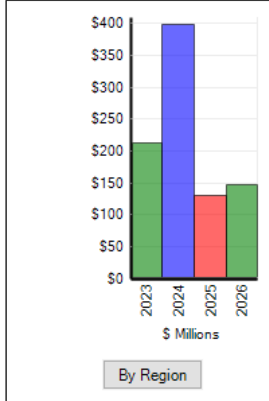
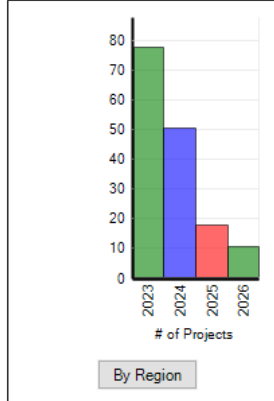
Structure Replacement – Statewide Forecasted Estimate (includes NBI length ≥ 20')

2023 - 2026 STIP, Years 2023 - 2026 (by Construction Year)

minimal Local projects
in 2025 & 2026

Hide Detail Close

Asphalt Grade/Shld Wdn Interchange PCC Signing Structure Maint **Structure Repl** Urban



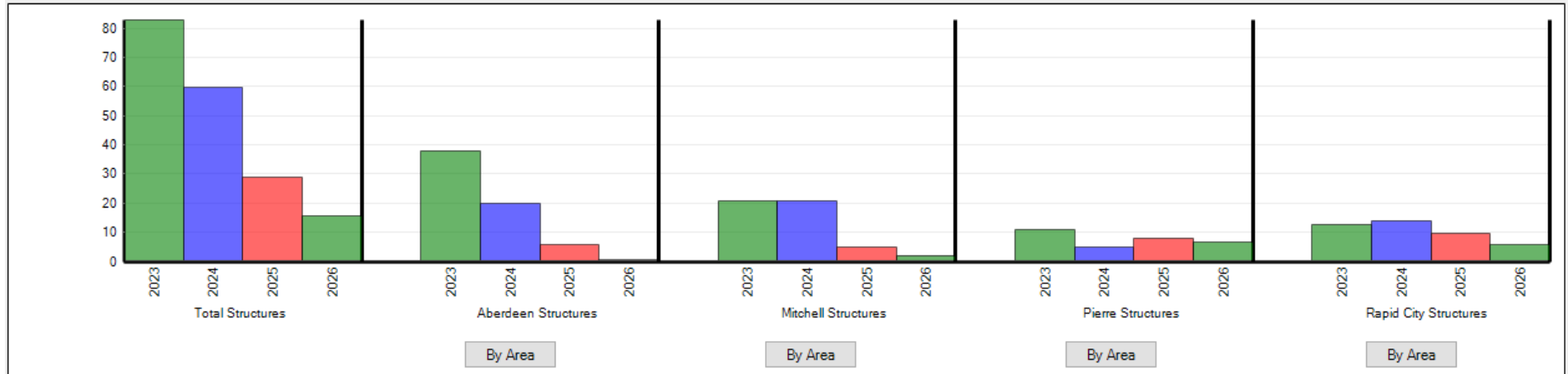
Construction Yr	# of Projects	\$ Millions	# of Structures
2023	78	\$214.3	83
2024	51	\$400.1	60
2025	18	\$130.6	29
2026	11	\$147.9	16

Structure Replacement – Forecasted Estimate by Region (# of Structures) (includes NBI length ≥ 20')

Structure Repl by Region

– □ ×

Structure Repl - By Region (by Construction Year)



2023-2026 STIP Dashboard

(by Construction Year – includes FY2022 projects to be Constructed in 2023)

Structure Maintenance – Statewide Forecasted Estimate (includes NBI length ≥ 20')



Structure Maintenance – Forecasted Estimate by Region (# of Structures) (includes NBI length ≥ 20')

